



Manage Users


- You can move a User from one Manager/Coach to another Manager/Coach
- Right click on the User's name and click **Select User**. See next graphic.

Application Manager Logged in as Admin Demo



Backup Databases | Manage Resources | Manage Uploads | **Manage Users** | Manage News Board

 ▶ **To move a user to another Coach**, right-click on the user and click "Select User", then right-click on the Coach name you wish to assign the selected user to, and click "Add Selected User."

 ▶ **To remove a user from a Coach's group** (*requires Tech Access*), right-click on the user and click "Remove User From Group." **Note:** Removing a user from a group does not delete the user. Their name will appear at the bottom of the list, then be shown alphabetically when the page is reloaded.

 ▶ **To DELETE a user from the database** (*requires Tech Access*), right-click on the user and click "DELETE User Permanently." All records associated with that user will also be deleted. This is a PERMANENT action, so use with caution.


[-] Demo, Admin (admin) admintest01 ID=27


-  **CoachTool, Inter** ID=153
 -  User101, Test (tes) ID=183
 - Select User
 - Add Selected User


- Right click on the name to move the User to.
- Click on **Add Selected User**.

Application Manager Logged in as Admin Demo



Backup Databases | Manage Resources | Manage Uploads | **Manage Users** | Manage News Board

 ▶ **To move a user to another Coach**, right-click on the user and click "Select User", then right-click on the Coach name you wish to assign the selected user to, and click "Add Selected User."

 ▶ **To remove a user from a Coach's group** (*requires Tech Access*), right-click on the user and click "Remove User From Group." **Note:** Removing a user from a group does not delete the user. Their name will appear at the bottom of the list, then be shown alphabetically when the page is reloaded.

 ▶ **To DELETE a user from the database** (*requires Tech Access*), right-click on the user and click "DELETE User Permanently." All records associated with that user will also be deleted. This is a PERMANENT action, so use with caution.

[-] Demo, Admin (admin) admintest01 ID=27

-  **User101, Test (testUser101) guestuser101** ID=183
 - Select User
 - Add Selected User
-  CoachTool, Inter... (IntTrack) test01 ID=153